

Agenda

- Opening Remarks (CM Parker)
- Update from the Deputy Mayor for Public Safety and Justice (Lindsey Appiah)
- Updates from MPD
 - 4D (Commander Nikki Lavenhouse)
 - 3D (Captain Christopher Moore)
 - 5D (Commander Sylvan Altieri)
- Updates from Violence Interruption Groups
 - Cure the Streets (Cotey Wynn)
 - W5VPN (William Shelton)
- Closing (CM Parker)

**ZACHARY
PARKER**
DC COUNCIL | WARD 5

WARD 5 MONTHLY PUBLIC SAFETY CALL

HOSTED BY:

**Councilmember Parker
and Ward 5 Council Office Staff**



WITH GUESTS:



Lindsey Appiah
DMPSJ



Sylvan Altieri
5D Commander
MPD



Nikki Lavenhouse
4D Commander
MPD



Christopher Moore
3D Captain
MPD



Cotey Wynn
Program Supervisor
Cure the Streets



William Shelton
Ward 5 Violence
Prevention Network

WHEN:

**Wednesday, October 25, 2023
3:00 p.m.**

WHERE:

Register for Zoom at ward5.us/monthlycall
streaming on YouTube
CouncilmemberZacharyParker

Questions?
Contact Oliver Stoute:
771.333.9912
ostoute@dccouncil.gov



Deputy Mayor for Public Safety and Justice Lindsey Appiah

Ward 5 Monthly Public Safety Call

October 25, 2023 – 3:00 p.m.



MPD's Fourth District

(University Heights, Michigan Park, North Michigan Park, Fort Totten,
Queens Chapel, Riggs Park)

Ward 5 Monthly Public Safety Call

October 25, 2023 – 3:00 p.m.

Excellence is



Transferrable

Fourth District

Crime Briefing Report

Commander Nikki Lavenhouse
Captain James Chatmon



DCPOLICEDEPT



DCPOLICEDEPT



DCPOLICE



DCPOLICEDEPT



OFFICIALDCPOLICE



4th District-Crime Stats

PSAs: 405 and 406

		Last 30 Days			YTD		
		2022-09-24	2023-09-24		2022-01-01	2023-01-01	
		to	to		to	to	
		2022-10-23	2023-10-23		2022-10-23	2023-10-23	
Violent	Homicide				4	2	-50%
	Sex Abuse				4	5	25%
	ADW	2	1	-50%	18	21	17%
	Robbery	4	8	100%	48	67	40%
	Total	6	9	50%	74	95	28%
Property	Burglary	3		-100%	21	16	-24%
	MVT	11	31	182%	74	288	289%
	TFA	19	26	37%	273	246	-10%
	Theft	21	22	5%	202	199	-1%
	Arson						
	Total	54	79	46%	570	749	31%
Grand Total		60	88	47%	644	844	31%

Excellence is Transferrable



- Robberies

- No Patterns
- 3 Carjackings, 1 closed with arrest
- 5 of 8 were at night



- Motor Vehicle Thefts

- Kias, Hyundai, and increase in Toyota Camry
- Friday daytime and evening
- 1 closed with arrest



Excellence is Transferrable



4th District in the Community

- Community Walk Today: 1400 Crittenden
 - Look out for new locations weekly
- Spookyville Haunted Alley
 - October 27th at 6 pm
 - 700 block of Van Buren Street, NW
- 4th District Fall Festival
 - October 28th 5p-8p
 - 6001 Georgia Avenue, NW



Excellence is Transferrable





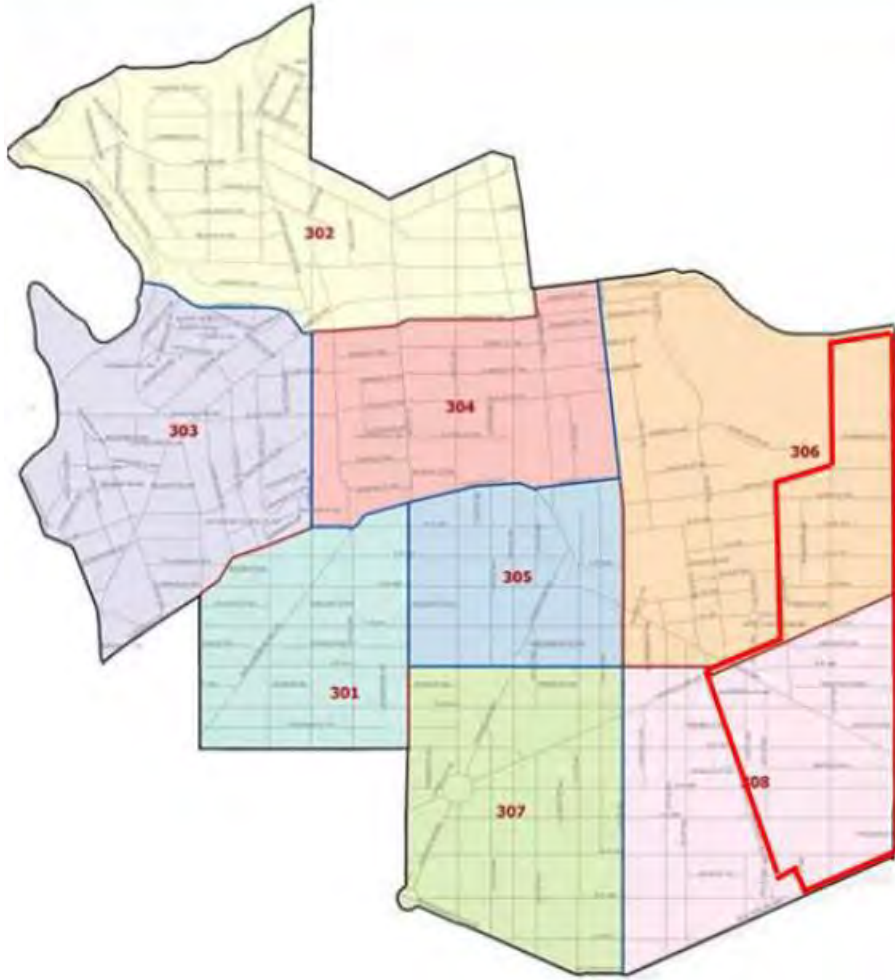
MPD's Third District

(Bloomingdale, Truxton Circle)

Ward 5 Monthly Public Safety Call

October 25, 2023 – 3:00 p.m.

3rd District (Wards 1, 4 & 5)



James M. Boteler

District Commander

Metropolitan Police

Department 3rd District

1620 V St. NW

"Excellence is Transferrable"



james.boteler@dc.gov



+1 202 553 7908



3rd District Command Staff & Management Team



Sector-1

Captain Riley Hong
Daywork Shift
Cell: 202.738.4917
Riley.hong@dc.gov

Lt. Michael Deee
PSA-302
Daywork Shift
Cell: 202.702.9271
Michael.deee@dc.gov

Lt. Laswaan Washington
PSA-304
Evening Shift
Cell: 202.705.6440
laswaan.washington@dc.gov

Lt. Derek Terr
Crime Suppression Team
Evening Shift
Cell: 202.695.6680
Derek.terr@dc.gov



Sector-2

Captain Christopher Moore
Evening Shift
Cell: 202.457.2531
Christopher.moore@dc.gov

Lt. Matthew Romeo
PSA-308
Daywork Shift
Cell: 202.597.2028
Matthew.romeo@dc.gov

Lt. Jonathan Fleming
PSA-306
Evening Shift
Cell: 202.604.5688
Jonathan.fleming@dc.gov

Lt. Kathleen Monahan
PSA-305
Midnight Shift
Cell: 202.597.2279
Kathleen.monahan@dc.gov



Sector-3

Capt. Lashawn Lockman
Sector-3
Midnight Shift
Cell: 202.774.7655
Lashawn.lockman@dc.gov

Lt. Curtis Miller
PSA-307
Daywork Shift
Cell: 202.609.8100
Curtis.miller@dc.gov

Lt. Jeffrey Jones
PSA-303 & Nightlife Unit
Midnight Shift
Cell: 202.597.2281
Jeffrey.jones2@dc.gov

Lt. Dion Smith
PSA-301
Midnight Shift
Cell: 202.503.6983
Dion.smith@dc.gov



Ward-5

Connect with your PSA Managers:
Simply Scan your PSA Officials QR
Code and save their MPD Cell Phone
into your phones Contact List.



Statistical Comparisons & Trends



		Last 30-60 Days			Last 30 Days			YTD		
		2023-08-19 to 2023-09-17	2023-09-18 to 2023-10-17		2022-09-18 to 2022-10-17	2023-09-18 to 2023-10-17		2022-01-01 to 2022-10-17	2023-01-01 to 2023-10-17	
Violent	Homicide	5	4	-20%		4	100%	14	26	86%
	Sex Abuse	2		-100%	1		-100%	13	15	15%
	ADW	19	10	-47%	5	10	100%	94	140	49%
	Robbery	38	54	42%	41	54	32%	326	531	63%
	Total	64	68	6%	47	68	45%	447	712	59%
Property	Burglary	16	20	25%	11	20	82%	159	189	19%
	MVT	64	70	9%	32	70	119%	445	749	68%
	TFA	119	133	12%	145	133	-8%	1,462	1,453	-1%
	l theft	205	231	13%	221	231	5%	1,716	2,142	25%
	Arson								1	100%
	Total	404	454	12%	409	454	11%	3,782	4,534	20%
Grand Total		468	522	12%	456	522	14%	4,229	5,246	24%



Overall Crime increases for all of DC is currently 28%. 3D is in line with most Citywide numbers, coming in just below at 24% for a total crime increases compared to last year.

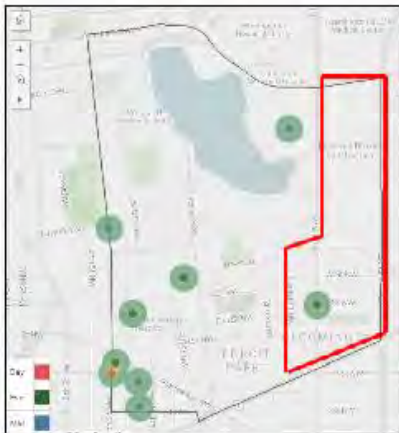
Trends:

- ❑ Robberies: Juveniles – Young Adult Offenders; Armed & Using Felony Stolen Vehicles
- ❑ Burglaries: Both Businesses (Window Smashing Overnight) & Residential Offenses (Overnight while Homeowners Sleep – Usually entering through an unlocked door or window.
- ❑ ADW: Arguments escalating to Major Assaults (Too many times... a gun is introduced into petty arguments)
- ❑ M/V Theft: Hyundai/Kia Challenge responsible for huge amount of these. (Free Wheel Lock Program)



3rd District (PSA-306) 2023-YTD Crime Analytics

ADW's



Robberies



Burglaries




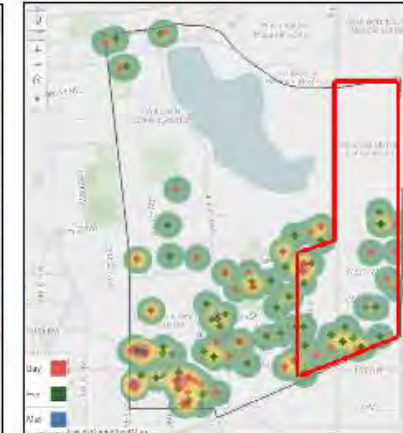
M/V Thefts



Theft f/Auto



Thefts



2023-YTD Violent Crime	Homicide	3
	Sex Abuse	2
	ADW	9
	Robbery	47
	Total	61

Property Crime	Burglary	14
	MVT	72
	TFA	121
	Theft	130
	Arson	0
	Total	337



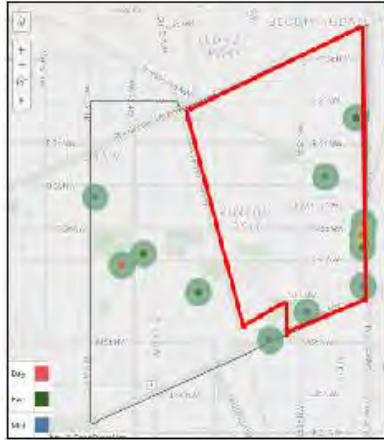
= Ward-5

Excellence is Transferrable



3rd District (PSA-308) 2023-YTD Crime Analytics

ADW's



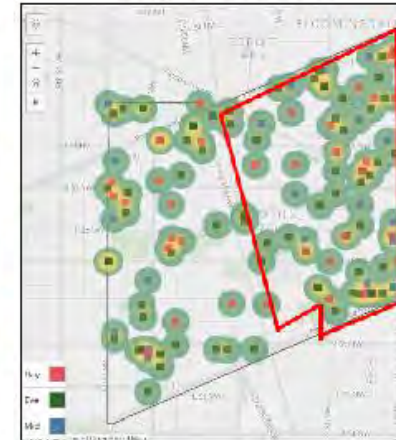
Robberies



Burglaries




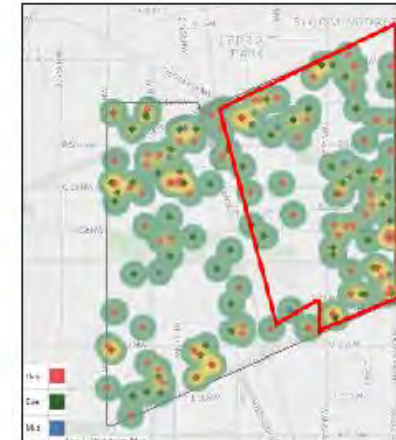
M/V Thefts



Theft f/Auto

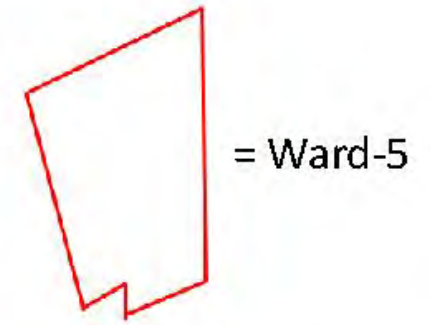


Thefts



2023-YTD Violent Crime	Homicide	2
	Sex Abuse	3
	ADW	12
	Robbery	77
	Total	94

Property Crime	Burglary	30
	MVT	131
	TFA	120
	Theft	175
	Arson	0
	Total	456



= Ward-5

Excellence is Transferrable





Recap, Response, Impactful Engagement

What Going On:

- Robberies = Significant Increases in Juvenile Offenders. Much more violent then in the past.
- Violent Crime & Property Crime seeing increases compared to last year.

What are We Doing:

- Focusing on Juveniles !!!! Curfew Violators = An MPD Contact
- Intentional & Pro-Active Policing. Out of Cars – “Embracing The Basics” – Recovering Illegal Guns
- Communicating quickly with bordering Police Districts to increase efficacy in battling crime sprees.
- Monitoring Crew Conflict & relative Social Media Open Source Information
- Business Beat working on Quality of Life Issues in Business corridors, and working with Businesses on Retail Theft Operations. Outreach & Education is simply not working.

Impactful Community Engagement:

- Weekly Public Safety Walks. Follow 3D CAC Website for updates and Monitor Google Groups.
- Outreach visiting Mosques, Synagogues and Jewish Community Centers in the wake of Israel/Palestine War.
- Free Safe Haven 3D Haunted House: Mon Oct-30th & Tue. Oct-31st 6:30-9:00pm.
- Launched “3D Cops & Clergy Coalition & Critical Response Network”



3rd District Cops & Clergy Coalition



Excellence is Transferrable





MPD's Fifth District

(Eckington, Edgewood, Brookland, Woodridge, Brentwood, Ivy City,
Trinidad, Arboretum, Gateway, Carver-Langston, Fort Lincoln)

Ward 5 Monthly Public Safety Call

October 25, 2023 – 3:00 p.m.

FIFTH DISTRICT CRIME BRIEFING REPORT



Sylvan Altieri
Commander, Fifth District
Metropolitan Police Department

Excellence is Transferrable



DCPOLICEDEPT



DCPOLICEDEPT



DCPOLICE



DCPOLICEDEPT



OFFICIALDCPOLICE

5TH DISTRICT – CRIME STATS & TRENDS

80% complete

Fifth District Year-to-Date Crime Counts and Threshold Comparison					
Offense Type	Year-to-Date Crime Counts			Threshold	
	Jan 1 - May 2, 2022	Jan 1 - May 2, 2023	% Chg 2022 vs 2023	Last Year Jan 1 - Dec 31, 2022	2023 YTD % of 2022 Year-End Total
Homicide	13	9	-31%	34	26%
Sex Abuse	9	6	-33%	33	18%
ADW	103	83	-19%	254	33%
Robbery	123	123	0%	325	38%
Violent Total	248	221	-11%	646	34%
Burglary	79	48	-39%	231	21%
Motor Vehicle Theft	212	394	86%	790	50%
Theft from Auto	365	354	-3%	1,273	28%
Theft	508	634	25%	1,738	36%
Arson	0	2	***	2	100%
Property Total	1,164	1,432	23%	4,034	35%
Overall	1,412	1,653	17%	4,680	35%

		Last 30 Days			YTD		
		2022-09-20 to 2022-10-19	2023-09-20 to 2023-10-19		2022-01-01 to 2022-10-19	2023-01-01 to 2023-10-19	
Violent	Homicide	6	6	0%	30	32	7%
	Sex Abuse		3	100%	31	21	-32%
	ADW	19	26	37%	215	193	-10%
	Robbery	15	40	167%	258	429	66%
	Total	40	75	88%	534	675	26%
Property	Burglary	10	19	90%	172	175	2%
	MVT	100	112	12%	578	1,182	104%
	TFA	116	92	-21%	1,007	932	-7%
	Theft	156	176	13%	1,328	1,700	28%
	Arson				2	2	0%
Total		382	399	4%	3,087	3,991	29%
Grand Total		422	474	12%	3,621	4,666	29%

Historic Neighborhood Conflicts: Additional resources will continue to be deployed in Azeze Bates as well as the 21st and Maryland areas for gun violence, as well as the Saratoga and Edgewood areas. Additional resources also deployed in the North Capitol Street Corridor, due to recent violent crime along the shared border of the Third District.

Excellence is Transferrable



5th DISTRICT RECAP & RESPONSE

Robberies increased between June and August by 146%

The largest increase was in PSA 504

Response: Increased use of overtime units, added mountain bike units and the Robbery Suppression Deployment

Result: PSA 504 has had 4 robberies since September 1st and the overall increase went from 146% to 66%

Gun Recoveries: 254 YTD CST: 134 80% increase

Community Engagement



Daily engagement with residents and business



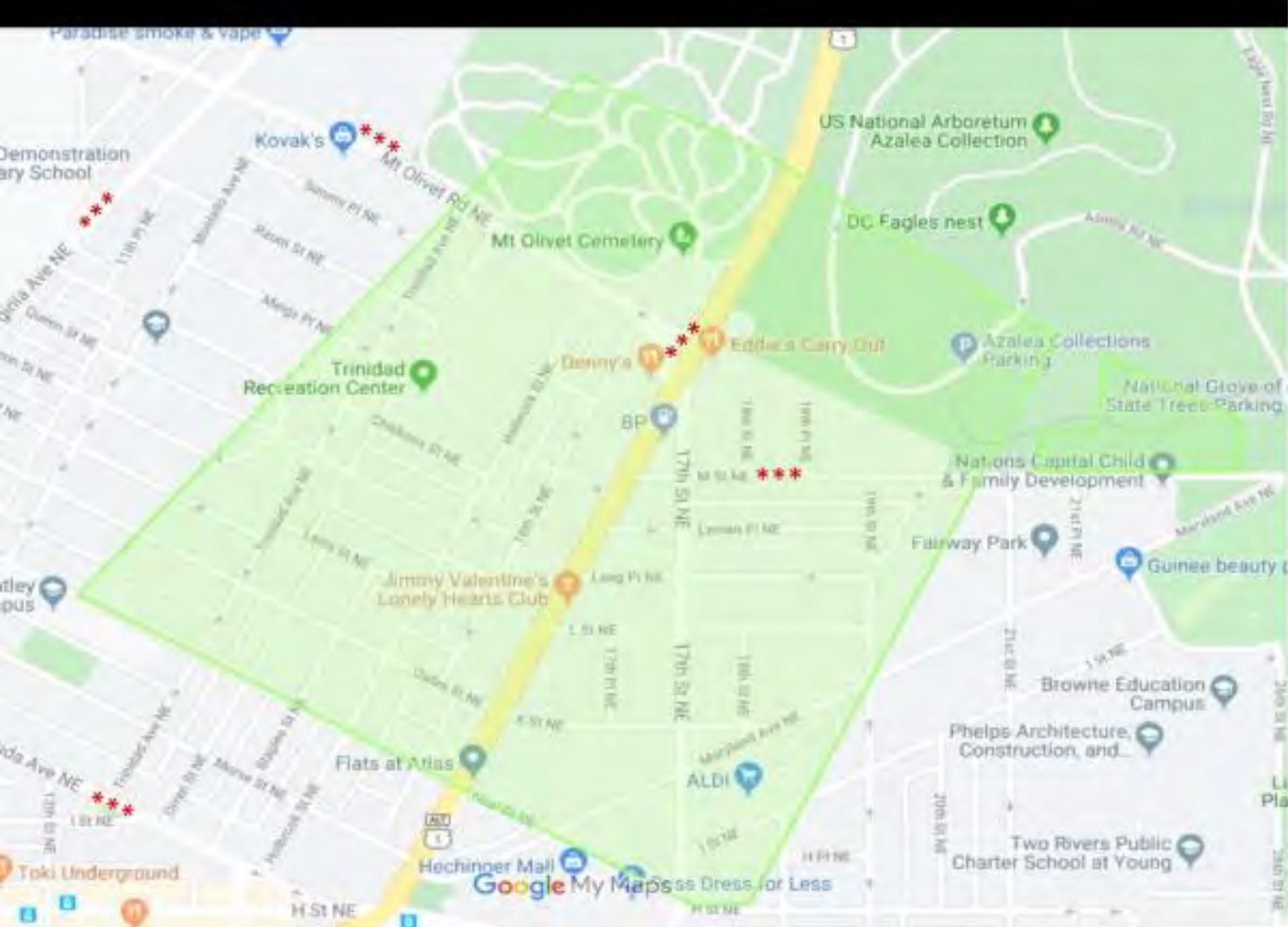


NAARC DC – Cure the Streets

Cotey Wynn

Ward 5 Monthly Public Safety Call

October 25, 2023 – 3:00 p.m.



WARD 5

- Trinidad / Arboretum, & 18th & M St.

Office Location: 1109 ½ Mount Olivet Rd., NE

- 1410 N. Capital St. NW has now moved to 1540 N. Capitol St., NW, Ste. 201

***Red Stars Represent the Surrounding area (Florida Avenue, Bladensburg Road, West Virginia Avenue, Mt. Olivet Road)
NAARC – CTS
Target Area (Trinidad)

**Red Stars represent the other target area that the NAARC – CTS Team Covers (18th & M)



National Association for the Advancement of Returning Citizens (N.A.A.R.C.) CURE THE STREETS

Cure The Streets is a gun violence intervention organization.

Changing the community norms.

Empowering community members to become change agents.

Identifying high risk individuals offering wrap around resources, barrier breaking,
and restorative justice.



OUR METHODS

- INTERRUPT VIOLENCE
- CHANGE COMMUNITY NORMS
- TEACH & TREAT HIGH RISK INDIVIDUALS



IMMEDIATE GOALS

- To Build Relationships & inform The Community About Cure The Streets.
- Creating Greater Access And Linkage To Existing Opportunities, Services And Programs.
- Develop Raw Talent For Those Who Live In Communities Plagued By Violence.



OUR MISSION

- Cure The Streets use a public health approach to prevent gun violence.
- Treating gun violence the same as other Infectious Diseases.
- Interrupting the transmission by spreading healthy community norms, Teaching & Treating those at risk healthier methods:
- Connecting high-risk individuals to wrap-around support services
- Mediating Conflicts that could potentially lead to gun violence
- Introducing a new way of learning & Thinking alternatives to gun violence
- Raising the public's awareness on the impact & exposure to gun violence.
- Communicating the knowledge that violence is a learned behavior that can be unlearned



NAARC – CTS Success Story:

The NAARC Trinidad & 18th & M St. team achieved great outcomes in FY23 with participants and overall program initiative. Contrary to the uptick in violence that have plagued our community over the past few months, we have improved the recidivism rate amongst our participants by actively engaging them and connecting them to the necessary resources. During FY23 we had a total of 186 participants referred by Violence Interrupters and Outreach Workers, (32 were issued driver's licenses; 41 were issued Social Security Cards; 23 were issued housing, 17 were issued Birth Certificates; 23 Graduated from School; 35 participants obtained employment, 5 connected to mental health services, 15 enrolled in job training and skill building classes) .

One success story we are proud of in particular is the journey of one of our participants. His story is a testament to his strength and the power of transformative mentoring by our team. This journey began with the participant experiencing an imaginable loss of the passing of his child's mother due to gun violence and his triumph of healing by engaging in wellness services support lead by our team and partner. He later secured employment to provide for his family and found purpose with helping others. His dedication and hard work is a beacon of hope for all those who are facing adversity. This is a living example of the strength that resides in each of our participants, that with the right resources and supports they can turn a new leaf.



Ward 5 Violence Prevention Network

William Shelton

Ward 5 Monthly Public Safety Call

October 25, 2023 – 3:00 p.m.

WARD 5 VIOLENCE PREVENTION NETWORK

“We Save Lives”



Communities We Serve

- Brentwood (Saratoga & Montana)
- Edgewood
- Langdon Park
- Carver Terrace
- Langston Terrace
- Taft/Woodridge
- Shaw (**Ward 2**)

*Average of 2 Violence Interruption Specialist embedded in each community.

Outcomes

- 90 Power Players
- Outreached and assisted 150 families
- Established a working relationship between Carver Terrace and Langston Terrace after 15 years around public safety issues and concerns; with community pillars, property managers, stakeholders, and organizations.
- Established a working relationship with the Department of Parks and Recreation that have allowed specialist to work out of recreation centers and host enrichment programs (Kennedy, Langdon Park, Brentwood).
- 80% of program participants have achieved positive outcomes (employment, ID services, educational achievement, training, and family unification)
- Established 14-month peace outcome between rival communities Saratoga & Edgewood. Reflecting 0 deaths and shooting occurrences between both communities.

Contact information

- **All inquiries:** info@w5vpn.com
- **Social media:** @W5VPN (Instagram)

Closing

Contact our office:

- 202-724-8028
- ward5contact@dccouncil.gov
- Twitter: @CMZParker5
- Instagram: @CMZParker5
- Facebook: Councilmember Zachary Parker
- YouTube: @CouncilmemberZacharyParker

**ZACHARY
PARKER**
DC COUNCIL | WARD 5

WARD 5 MONTHLY PUBLIC SAFETY CALL

HOSTED BY:

Councilmember Parker
and Ward 5 Council Office Staff



WITH GUESTS:



Lindsey Appiah
DMPSJ



Sylvan Altieri
5D Commander
MPD



Nikki Lavenhouse
4D Commander
MPD



Christopher Moore
3D Captain
MPD



Cotey Wynn
Program Supervisor
Cure the Streets



William Shelton
Ward 5 Violence
Prevention Network

WHEN:

Wednesday, October 25, 2023
3:00 p.m.

WHERE:

Register for Zoom at ward5.us/monthlycall
streaming on YouTube
CouncilmemberZacharyParker

Questions?
Contact Oliver Stoute:
771.333.9912
ostoute@dccouncil.gov